




Top Tips for Pollinator Patches


Our Pollinators are threatened - Help create pollinator friendly gardens




Bees drink water and evaporate it to cool their hives. Fill a bowl with glass beans, pebbles or marbles to provide a surface for them to drink from




Don't use pesticides




Aim to have at least two types of plants in flower all year for a constant supply of nectar



Plant the same type of flowers in groups to reduce energy spent flying between plants



Leave piles of dead wood for pollinator nest sites and bare ground on a south facing slope for nesting bees



Grow plants with different flower shapes, for example, tubular, bowl-shaped and bell-shaped. Avoid double flowered varieties which have no pollen or nectar



Let your garden grow wild, cut grass less often as longer grass and weeds provide pollinator nest sites



**For more information,
including flower
suggestions,
Scan the QR code!**

